

Orienteering in the futures universe

A Map-Analogy-Based Set-Theoretic Approach to the Theory of Futuribles

Pentti Malaska and Ilkka Virtanen

Dedicated to Timo Salmi on the occasion of his 60th birthday

Abstract

Malaska, Pentti and Ilkka Virtanen (2005). Orienteering in the futures universe: A map-analogy-based set-theoretic approach to the theory of futuribles. In *Contributions to Accounting, Finance and Management Science. Essays in Honour of Professor Timo Salmi*. Acta Wasaensia No. 143, 261–284. Eds Erkki K. Laitinen and Teija Laitinen.

To congratulate our distinguished colleague Professor Timo Salmi for his 60th anniversary and successful academic career we have chosen the title of the article proxy to his dear civil expertise – bicycle riding, skiing and long-distance skating both in natural-state and cultural sceneries – and his great interest in popular natural and space sciences, whereto our very subject – mapping the future – comes close enough at least in an analogous way. No business is more important than hiking in the futures universe.

The future is not a single pre-determined case, but a manifold of possible futures, and a process of futuring means drifting or deliberately orienteering in its sceneries. The view of the future as a manifold has a long history behind from the 16th century to Bertrand de Jouvenel in the 50's and to most recent studies; it is a common commitment in the futurological inquiry. However, the manifold conceptualization of the futures scenery has not been fully analyzed as yet. In this article the authors develop a general set-theoretic system of the futures manifold about the future with mapping. Futures manifold, synopsis, futures space, futures galaxy and futures multiverse is defined as map analogues, and a synoptic distance between “futures sceneries” is determined and a relation of the local and egocentric transitivity of the distance measure is worked out. This paper is an outline of a more comprehensive treatment of the subject by the authors in an article appearing in a near future¹.

Pentti Malaska, Professor Emeritus, Turku School of Economics and Business Administration, Välimetsäntie 10 B, FIN-00620 Helsinki, Finland, e-mail: pentti.malaska@pp.inet.fi.

Ilkka Virtanen, Professor, Department of Mathematics and Statistics, University of Vaasa, P.O. Box 700, FIN-65101 Vaasa, Finland, e-mail: itv@uwasa.fi.

Key words: futurible, map analogue, futures manifold, scenario, futures space, synopsis, synoptic distance, local and egocentric transitivity

Introduction

Knowing about the past and present sceneries or truths can be grounded on factual material evidence, but in conjecturing the future we have to rely on non-factual perceptions and intentional data in addition. Unlike the past and present, the future does not appear to our senses when a desire to know about it emerges in human minds. Knowing about future is obviously different from knowing about the past and present. 'Knowledge of the future' must be in some sense a generalization of knowledge of the past and present, in order to be acceptable as relevant knowledge.

In the modern futurological inquiry the manifold of futures instead of a single future is accepted as an ontological commitment. Scenario writing literature since the 1960s proves the adaptation of the manifold conception, as shown for instance from the listed references². Bertrand de Jouvenel in his classic *The Art of Conjecture*³ coined the term futuribles to a fan of futures. Logical possibilities which the manifold conceptualization offers to futures studies have not as yet, however, been comprehensively studied. The objective of the study is to construct a theoretical system of futuribles, i.e. a map analogy of the futures manifold.

Map analogy

Robert Osserman offers an excellent account of the maps in his book *Poetry of the universe*⁴. In an analogous way we see the futures manifold as a symbolic representation of the future, i.e. it is a kind of a map.

A map tells us something but not everything about the scenery, assumed that one can read the map and interpret its messages. The map is a source of information about the scenery, a symbolic replica of some characters of it. There is a relationship between the map's design and the real scenery at some level of coarseness. However, a map is not the territory. One cannot walk on the map, and neither do trees grow nor do lakes open before one's eyes on the map or smells and sounds are sensed as in the real scenery. Anyhow a map is

useful when planning for instance to ride a bicycle, skate or ski in the scenery or when wishing to foreknow what kinds of experience one might be able to gather there and for what possibilities different places shown would be suitable.

Were similar maps of futures scenery available or were it possible to design them, it would certainly be of service to our undertakings for the future and foreseeing possible options or threats of the future. In wandering towards the future one would be better with having a good futures map than without it.

In geographical mapping the elementary symbols and patterns of the map represent different elements of the scenery, e.g. trees, lakes, meadows, cliffs, buildings, roads, or spatial relations between the elements like height differences, distances, steepness, etc. During the centennial time of development in cartography it has become possible to agree internationally on common standards for map design, i.e. symbols used, ways to represent spatial relationships, or scales of the maps. But the “futures cartography” is still in its infancy. There are no standards for symbols of social issues, or how to present, for instance political relationships and power dependencies and qualitative transformations. There are no criteria for which issues really matter in the future or which of them would generally be important enough to be selected for a mapping. In addition it might be indented that a futures map is more of a playground for competition and action than a description of the state of affairs as such. When the intentional points matter, the futures cartography aims at a unique product for a given purpose. All this does not make, however, futures mapping any less important in general. Futures studies can surely benefit from the analogy of mapping.

Requisite coarseness of resolution is an important logical aspect in any mapping. In a geographical map there may be both elementary items of the scenery, e.g. a tree, or a cliff, and also some larger units of scenery like forests of different kinds, swamps, fields, water systems, industrial areas, housing areas, etc. Different types are often mutually exclusive, i.e. if there is a lake there is no road in the same place, and if a swamp then no corn field, but this is not always a necessity. In a swamp there may be forest, and a road can go along a

river bank or cross a lake. Logical separateness and mutual exclusiveness is a vital methodological character to be preserved. This requirement can be fulfilled by defining compound scenery types of richer information. A scenery type ‘swamp with fir forest’, or ‘lake with a bridge and road across’ serves as an example of finer resolution. On the other hand, the resolution can be made coarser by withholding information that does not matter, as is often done for instance on highway maps. Unavoidable vagueness is left in any mapping, which may be managed somehow with a diversity of maps. Vagueness is for sure also unavoidable in futures mapping, and to a certain degree it can be managed by choosing the coarseness of resolution accordingly, but as an enumeration of the futuribles is not possible and knowledge of the future is at no time converging towards a “real” future.

Generic design of futures manifold

Futures manifold

Designing a futures map starts by identifying the issues which are regarded as vital and relevant in the study; they are called *futures variables*. Each variable has a name tag, e.g. “economic growth”, “export”, “aging rate of population”, “literacy rate”, “dematerialization”, “equality”, “rebound”, “environmental stress”, “energy need”, “material consumption”, “technology development”, “welfare productivity of GDP” illustrate futures issues and variable names. Each issue is itemized into mutually exclusive, alternative possibilities of the issue variety. The items of the issue variety are called *value elements* of the variable and the total set of them forms the domain of the variable in the study.

Let the futures variables be denoted by X_i , ($i = 1, 2, \dots, K$), where K is the number of identified variables. The domain of the value elements of variable X_i is a set of the varieties $\{x_{ij} | j=1, 2, \dots, n_i\}$, where n_i is the number of the different values of X_i .

When an issue is apt to quantitative measurement, the value elements of the variable are *quantities*. Futures variables may also be measurable only on an *ordinal scale*, or it may represent plain *qualitative* aspects of the future on a *nominal scale*. If all the values in a

domain are the same, i.e. the variable has only one value, the variable is called a *futures constant*; for instance, until today the planetary conditions of the Earth have been generally regarded as constant; nowadays the possibility of an irreversible climate change has transformed that aspect from a futures constant to the class of variable. A variable having a domain of a few values only may be taken to serve as a *futures parameter*; the parameter can be used for partitioning the futures space into mutually exclusive sub-spaces. The partition can be seen as analogous to presenting a map of the Globe with the maps of the Eastern hemisphere and Western hemisphere. In summary we get a definition of the futures manifold (1) to (3).

Let the collection of the futures variables X_i be symbolically denoted by the variable set X . We then have

$$(1) \quad X = \{X_i \mid i = 1, \dots, K\}.$$

The value domains of the variables are

$$(2) \quad X_i = \{x_{ij} \mid j = 1, \dots, n_i\}, \quad i = 1, \dots, K.$$

The elementary system defined by (1) and (2) is called a *futures manifold* \mathcal{X} . It can be interpreted as a K -dimensional coordinate system “spanned” by the variable set X . The futures manifold \mathcal{X} can be symbolically presented as a set of “ K -dimensional Cartesian points” $\times\mathbf{X}_p$:

$$(3) \quad \mathcal{X} = \{\times\mathbf{X}_p \mid \times\mathbf{X}_p \in X_1 \times X_2 \times \dots \times X_K\}.$$

In Figure 1 the coordinate system of the futures manifold is schematically illustrated with some points $\times\mathbf{X}_p$.

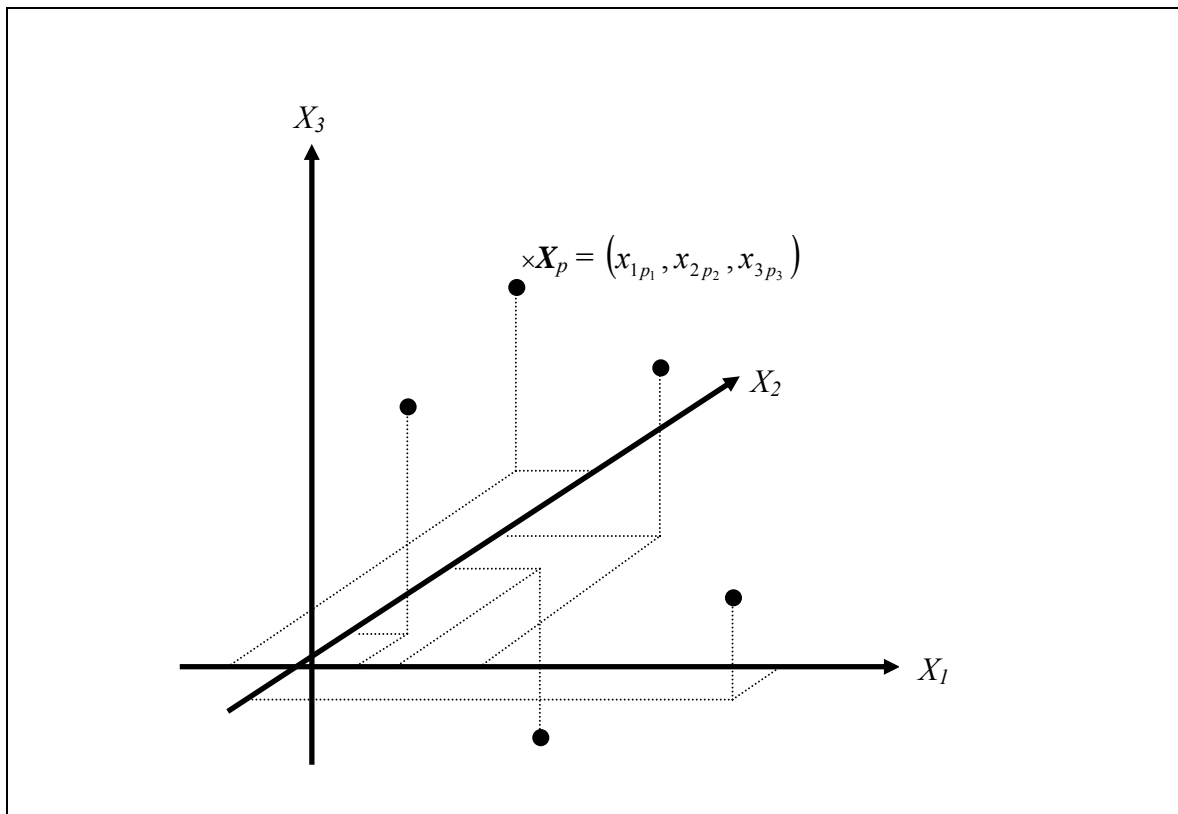


Figure 1. Illustration of the futures manifold as a coordinate system

Generic table of the futures manifold

The system \mathcal{X} of (1) to (3) is possible to represent alternatively in the form of a table. For each futures variable X_i a row i of the table is designated and to each value element x_{ij} of the variable X_i a cell (i, j) in that row is designated. The resulting table of the manifold is called the *generic table*. The generic table obviously has K rows and a number n_i cells in the rows. A design of the generic table is illustrated in Figure 2. The generic table and the coordinate system are isomorphic equivalents of the futures manifold \mathcal{X} .

In Figure 2, the bottom row has only one value element in the domain; the respective issue is a constant futures background and the variable a futures constant. The next two variables just above the bottom row have three value elements and the second variable has four cells in its domain. They represent a conventional futures variable with a given do-

main. The uppermost variable has two values. This variable could be regarded, if relevant, as a futures parameter. With the values of the parameter the manifold in Figure 2 can be partitioned into two mutually exclusive sub-manifolds, as will be explained later.

Futures variable	Generic table	# cells	Interpretation of the type of the variable				
X_1	<table border="1" style="display: inline-table; vertical-align: middle;"> <tr> <td colspan="2" style="text-align: center;">x_{11}</td> <td colspan="2" style="text-align: center;">x_{12}</td> </tr> </table>	x_{11}		x_{12}		2	an optional parameter
x_{11}		x_{12}					
X_2	<table border="1" style="display: inline-table; vertical-align: middle;"> <tr> <td style="text-align: center;">x_{21}</td> <td style="text-align: center;">x_{22}</td> <td style="text-align: center;">x_{23}</td> <td style="text-align: center;">x_{24}</td> </tr> </table>	x_{21}	x_{22}	x_{23}	x_{24}	4	a variable
x_{21}	x_{22}	x_{23}	x_{24}				
X_3	<table border="1" style="display: inline-table; vertical-align: middle;"> <tr> <td style="text-align: center;">x_{31}</td> <td style="text-align: center;">x_{32}</td> <td style="text-align: center;">x_{33}</td> </tr> </table>	x_{31}	x_{32}	x_{33}	3	a variable	
x_{31}	x_{32}	x_{33}					
X_4	<table border="1" style="display: inline-table; vertical-align: middle;"> <tr> <td style="text-align: center;">x_{41}</td> <td style="text-align: center;">x_{42}</td> <td style="text-align: center;">x_{43}</td> </tr> </table>	x_{41}	x_{42}	x_{43}	3	a variable	
x_{41}	x_{42}	x_{43}					
X_5	<table border="1" style="display: inline-table; vertical-align: middle;"> <tr> <td colspan="4" style="text-align: center;">x_{51}</td> </tr> </table>	x_{51}				1	a futures constant, background
x_{51}							
$K=5$	$M=13$	$\bar{n}=2.6$					

Figure 2. Generic table design of a futures manifold

Figure 3 shows a concrete example of a generic table taken from an EU study⁵. For layout reasons the table in Figure 3 is presented in a “transposed form”, i.e. the five ($K=5$) futures variables appear horizontally and their value domains (with 4 to 5 cells) vertically. The non-shaded cells in the table combined represent a point in the K -dimensional futures space.

The generic table is a morphological setting of the future “sceneries”, i.e. a representation of the possible futures. Each futures issue or a variable has multiple varieties, i.e. each row of the table has different number of cells. The number of the cells in a variable row gives an indication of the coarseness of resolution of the issue presentation. The more cells there are, the finer is the resolution, and vice versa.

If the number of the variables in the generic table is K and the i^{th} variable has n_i value elements, then the total number of cells in the table is M given by equation (4):

$$(4) \quad M = \sum_{i=1}^K n_i = K \cdot \bar{n}.$$

2. Technology / Organisation	3. Culture / Values	4. Globalisation	5. Macro economic policies (EMU)	7. Social and employment policies
No major breakthrough. Downsizing. Continuing de-specialisation of Europe in high-tech.	Increasing individualism. Fear of the future.	Globalisation continuing, sectoral resistances, local difficulties.	Broad EMU with limited coordination and no major tensions.	Continuing "decremental" adjustment of social protection.
No major breakthrough. Increasing dualism. Increasing de-specialisation of Europe in high-tech.	Strongly increasing individualism. Social and geographical segregation. Power of lobbies.	Globalisation accelerating. "Borderless world"	Broad EMU with limited coordination and major tensions.	Strong labour market deregulation. Residual welfare state.
Major breakthrough. Europe innovating and/or catching up.	Renaissance of social/ecological awareness. Regions/localities experiments.	Globalisation slowing down, trade conflicts, regional blocks.	Broad EMU with strong coordination.	Strong resistance against welfare state reform.
Major breakthrough. Increasing technologically induced inequality. Europe catching up.	Revolt of the bottom-half against globalisation.	Global crisis	Failure of EMU	Radical reform of welfare state: universalism and individual incentives.
Major breakthrough. Increasing technologically induced inequality. Europe falling behind.				

Figure 3. Generic table of an EU study; the futurible of the non-shaded cells is called the "Laissez faire" future in the study. The table layout is transposed as indicated in the text. (Source: Scenarios Europe 2010)

Metaphorically, the number of futures variables K refers to the *extension of the futures space* – the bigger K the farther the horizon of the space from a centre. The mean number of the cells per row \bar{n} implies the *mean issue resolution*. The number M , i.e. the product of the extension and the mean resolution indicates the total *expressiveness* of the manifold under study.

Synoptic design of futures mapping

An element of the futures manifold in (3) and equivalently a point in the coordinate system in Figure 1 is called a synopsis. In the generic table it is defined as follows: a synopsis is an exhaustive and exclusive collection of values of the successive variables, i.e. the synopsis is a design composed of one and only one cell from each variable row of the table. Formally a synopsis, F_q , is defined by (5):

$$(5) \quad F_q = (x_{1q_1}, x_{2q_2}, \dots, x_{Kq_K}), \quad q = 1, \dots, N; \quad q_i \in \{1, \dots, n_i\}, \quad i = 1, \dots, K.$$

In formula (5), N stands for the maximum number of separate synopses. It depends on the number of the possible values of the variables in their domains according to the multiplication formula (6)

$$(6) \quad N = \prod_{i=1}^K n_i = n_1 \times n_2 \times \dots \times n_K.$$

There may be some bans which negate the simultaneous presence of some values of distinct variables wherefore the number of feasible synopses may be smaller than the number of all synopses N . The given generic table forms the background of the study and synopses. Therefore a synopsis includes also information of the particular address of the elements (row and cell number) picked for it. For example, one synopsis of the table in Figure 2 is $(x_{11}, x_{21}, x_{31}, x_{41}, x_{51})$. To show this synopsis on the background of the whole table we present the table as a long row of all variables one after the other as follows: $[(x_{11}, 0), (x_{21}, 0, 0, 0), (x_{31}, 0, 0), (x_{41}, 0, 0), (x_{51})]$. This presentation shows what other choices are

possible on the same background and that the choice made is a picking of this certain alternative.

For rationalizing this notation the following Dirac's Delta type table D^q is introduced. D^q is a table with the same number of rows and cells and the same format as the generic table. Each cell value of the D^q -table is either 0 or 1 in such a way that each row contains one and only one 1. Let the i^{th} row ($i = 1, 2, \dots, K$) of the D^q -table be denoted by D^q_i and let us further assume that it has its non-zero element in the position $p_i \in \{1, 2, \dots, n_i\}$, i.e. $D^q_{ip_i} = 1$ and $D^q_{ij} = 0$, when $j \neq p_i$. The table element $D^q_{ip_i}$ can be used to pick a cell value x_{ip_i} from address p_i of the futures variable X_i in the generic table. Together all the D^q_i -rows with $i = 1, \dots, K$ and $p_i = 1, 2, \dots, n_i$ pick an exhaustive set of the value elements of the futures variables that constitutes a synopsis. The Dirac's Delta table thus defines the formal picking of a specific synopsis from the set of all synopses within the generic table. The set of all Dirac's Delta tables is presented by a notation of $\mathbf{D} = \{D^q\}$.

With the D^q -table notation a synopsis F_q of \mathcal{X} can be presented with a scalar product operation (denoted by \cdot) between a row of the generic table \mathcal{X} in (3) and of the Dirac's Delta table D^q :

$$(7) \quad F_q = (D^q_i \cdot X_i \mid i = 1, 2, \dots, K) = (D^q_1 \cdot X_1, D^q_2 \cdot X_2, \dots, D^q_K \cdot X_K).$$

As defined above, the symbol D^q_i in Formula (7) denotes the i^{th} row vector of the table D^q and X_i is the i^{th} row of the generic table \mathcal{X} . The operation in (7) results in a vector F_q whose components are scalar products of the row vectors of the tables D^q and \mathcal{X} . There is one to one correspondence between this result and the previous notations of $\{\times X_p\}$ and $\{F_q\}$.

The futures space F is defined as the set of all synopses $\{F_q\}$ spanned by the whole generic table \mathcal{X} . With the notation of \mathbf{D} the futures space will have a simple expression as a "multiplication" operation (denoted by symbol \circ) with the generic table \mathcal{X}

$$(8) \quad \mathbf{F} = \{F_q \mid q = 1, \dots, N\} = \{(D^q_1 \cdot X_1, D^q_2 \cdot X_2, \dots, D^q_K \cdot X_K) \mid q = 1, \dots, N\} = \mathbf{D} \circ \mathcal{X}.$$

Futurable – a basic unit of futures mapping

The synopsis concept belongs to the syntactic design of futures mapping; it is a logical form of a possible future. Synopsis and futurable are synonymous equivalents in the sense that futurable is a semantic counterpart of synopsis. Futurable refers to the content, while synopsis gives the logical form in which the content is to be presented. The whole set of synopses in (8) also means the fan of the futuribles mapped onto the generic table \mathcal{X} , and F_q denotes also a futurable.

Each futures variable defines an independent dimension of the future into which direction the futures stories can be told and varied within the domain of the variable. The generic table with its K variables spans a K -dimensional futures space, where each futurable represents a map of a possible future “scenery”.

Synoptic difference and synoptic distance

The futures variables are most frequently qualitative issues “measured on nominal scales”. We can speak about a synoptic difference between futuribles only in a specific meaning. When one or more futures variables of two futuribles assume a different value there is a synoptic difference and a synoptic distance between them. Semantically, the values of a variable differ from each other qualitatively, and the same holds necessarily also with the differences between the futuribles. Therefore a distance from one futurable to another can not be defined in any metric sense. The only quantitative information concerning the differences is the number of the variables which assume different values in the corresponding futuribles. The concepts of synoptic difference and distance of futuribles are based on this information within the generic table.

The synoptic difference between the futuribles F_p and F_q is defined as follows. Let F_p and F_q be two synopses of the futuribles and consider the values x_{ip_i} and x_{iq_i} , respectively, which a certain futures variable X_i has in these synopses. Let further define a difference relation δ_{pq}^i such that $\delta_{pq}^i = 0$, if $x_{ip_i} = x_{iq_i}$, and $\delta_{pq}^i = 1$ otherwise. Using this relation, a *synoptic difference (vector)* $\Delta(F_p, F_q)$ for the futuribles F_p and F_q is defined in (9):

$$(9) \quad \Delta(F_p, F_q) = (\delta_{pq}^1, \delta_{pq}^2, \dots, \delta_{pq}^K); \quad p, q = 1, \dots, N.$$

Now we can use the number of components which are equal to 1 in the synoptic difference (9) to define the *synoptic distance* between the two futuribles. The synoptic distance indicates how many future variables there are in the futuribles, which differ in values from each other. The synoptic distance thus is an integer between 0 and K .

Formally, the synoptic distance, denoted by $d(F_p, F_q)$, can be defined with the help of the synoptic difference:

$$(10) \quad d(F_p, F_q) = \Delta(F_p, F_q) \cdot \Delta(F_p, F_q) = \sum_{i=1}^K (\delta_{pq}^i)^2 = \sum_{i=1}^K \delta_{pq}^i.$$

The synoptic distance (10) is a well-defined distance-type measure in the sense that it fulfills all the properties required for a distance measure:

- (i) Non-negativity and reflexivity: $d(F_p, F_q) \geq 0$; $d(F_p, F_q) = 0$ if and only if $F_p = F_q$
- (ii) Symmetry: $d(F_p, F_q) = d(F_q, F_p)$
- (iii) Triangle inequality: $|d(F_p, F_r) - d(F_r, F_q)| \leq d(F_p, F_q) \leq d(F_p, F_r) + d(F_r, F_q)$.

The properties (i) and (ii) are direct consequences from the definition (10), proof of the validity of the triangle inequality is also straightforward but is omitted here. On the other hand, the synoptic distance does not possess such common properties of a relation as additivity and transitivity. The synoptic distance is in a sense analogical to the L_1 -norm (absolute value norm) in the Euclidian space.

C –close futuribles

Futuribles at the distance C between each other are said to be C -close. When the futuribles are 1-close they differ only by one value element of one variable, and when they are C -close the number of the variables with different values is C .

Let us choose some of the futuribles of the futures space to represent the present or a hypothetical present. The number of other futuribles at a given distance from this centre point can easily be calculated. Obviously, the synoptic distance from the centre to itself is zero and the distance to the most remote futuribles within the “horizon” is given by the extension number K of the futures manifold. All futuribles are distributed in the orbits of the space at a distance C from the center so that $0 \leq C \leq K$.

The number of the 1-close futuribles around the center is obviously

$$(11) \quad N_1 = (n_1 - 1) + (n_2 - 1) + \dots + (n_K - 1) = \sum_{i=1}^K (n_i - 1) = \sum_{i=1}^K n_i - K = M - K,$$

i.e. the total number (M) of the cells in the generic table minus the number (K) of the futures variables (or rows in the table).

For the 2-close futuribles we get:

$$(12) \quad N_2 = (n_1 - 1)(n_2 - 1) + (n_1 - 1)(n_3 - 1) + \dots + (n_{K-1} - 1)(n_K - 1)$$

$$= \sum_{i=1}^{K-1} (n_i - 1) \sum_{j=i+1}^K (n_j - 1) = \sum_{j>i} (n_i - 1)(n_j - 1).$$

The last sum expression is used as a shorthand version of the preceding double sum.

For the number of the most remote, K -close futuribles at the horizon, one gets the factorial form

$$(13) \quad N_K = (n_1 - 1)(n_2 - 1) \dots (n_K - 1) = \prod_{i=1}^K (n_i - 1).$$

The C -close futuribles are located in a same orbit, but they are Z -close to each other, where Z is not a constant but obtains different values from zero to $2C$ or K taking the smaller of the two. This reflects the non-transitive character of the synoptic distance and C -closeness relation: the relation is reflexive and symmetric, but it is not transitive for reasons stemming from the synoptic difference. The closeness relation is also non-additive, but it still obeys the triangular equation as the synoptic distance does (see property (iii) before).

The distance (or closeness) of any two futuribles F_p and F_q , denoted by C_{pq} , can formally be expressed using the Delta tables as follows

$$(14) \quad C_{pq} = K - \sum_{i=1}^K D^p_i \cdot D^q_i,$$

where the general (i^{th}) term in the sum expression is the scalar product of the i^{th} row vectors of the tables D^p and D^q , respectively, and it reveals whether the i^{th} value elements in the two futuribles F_p and F_q are the same (the scalar product equals to one) or not (the scalar product is zero). The complete distribution of distances between any two futuribles can be calculated with the generalized Delta tables but it is omitted here.

The futures space defined by the generic table is symmetric. Each synopsis is surrounded by equal number of other synopses at the same distance from it. Metaphorically speaking, the “cosmos” of the futures space looks similar in every “direction” and similar from every synopsis. The symmetry may be broken, however, by bringing the past, present, and future into the “cosmos”. The present is a centre futurible in an egocentric mapping of the futures space; the centre may also represent a hypothetical present instead of one just being experienced. Figure 4 gives a graphical illustration of the futures space of the generic table in Figure 2 and the distribution of the futuribles in C -close orbits of different dis-

tances, $0 \leq C \leq K$. The outermost ($C = K$) orbit remains empty, due to the fact that the fifth variable of the table is a futures constant.

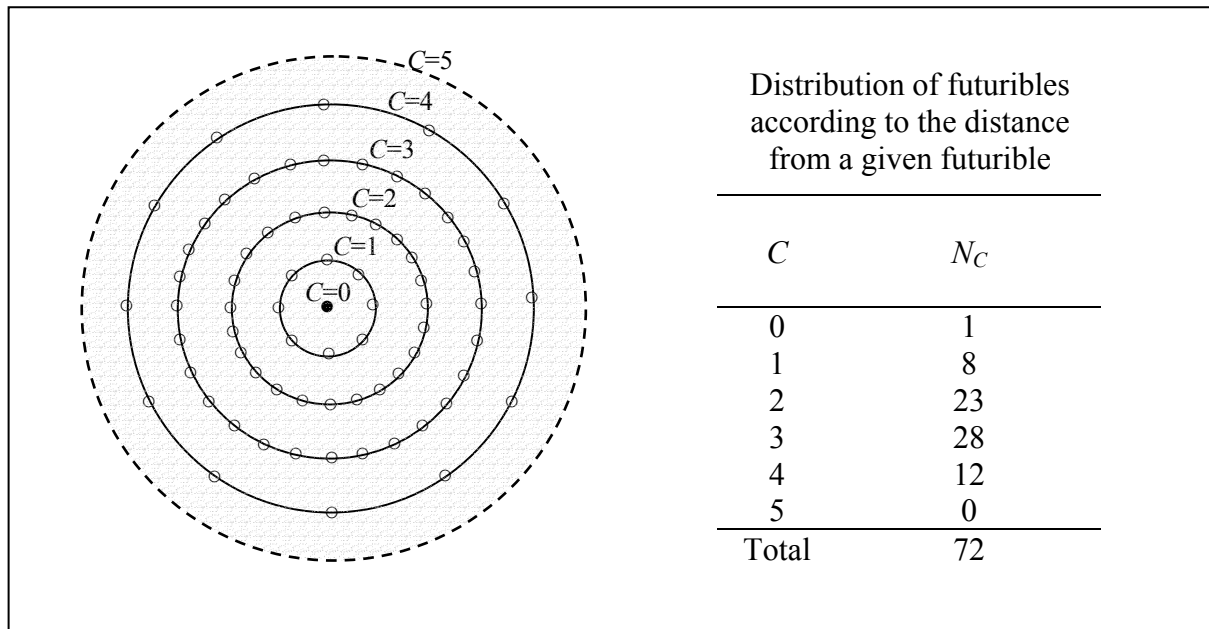


Figure 4. The futures space of the futuribles spanned by the generic table in Figure 2

The C -close futuribles are different qualitatively and semantically, which is of no concern to the closeness measure. Semantically, the differences may mean anything from crucial or epoch making change to a small shift of orientation or change of resolution of an issue. The theory of futuribles does not concern the semantics but only syntax of the futures mapping.

As observed earlier, the distance between the futuribles is not additive or transitive in general. However, it is possible to find sub-sets of futuribles in the futures space where the closeness relation is both additive and transitive. By additivity and transitivity is meant that the triangular relation is an equation between the distances of any three futuribles F_p, F_q, F_r , i.e.

$$(15) \quad C_{pq} = C_{pr} + C_{rq}.$$

When additivity and transitivity are applied to a directed net of successive futuribles and when they hold on triples of futuribles which immediately follow each other, we call them local additivity and transitivity. Another special form of additivity and transitivity which can be defined on a futures space is called egocentric additivity and egocentric transitivity, respectively. In these relations one of the three futuribles, F_{p_0} is fixed (“choice of the origin”) and the triangular relation refers (the equality form) to this center futurible: $C_{p_0q} = C_{p_0r} + C_{rq}$. Egocentrically additive and transitive sub-spaces are at the base of scenario approaches, and there is an algorithmic way to determine them based on the $N \times N$ matrix (C_{pq}). The locally additive and transitive sub-spaces are analogical to those of the one-dimensional sub-spaces of higher-dimensional spaces in the case of Euclidian metrics.

Transformations of the futures manifold

Partitioning the futures space

A variable can function also as a parameter, as mentioned earlier. With the separate values of the parameter the futures manifold can be partitioned into separate “hemispheres” of the manifolds. With the two values of the variable X_1 , for instance, the generic table of the futures manifold in Figure 2 can be partitioned into two exclusive sub-manifolds as, say, a “Northern” and a “Southern” hemisphere of the futures space. In Figure 5 the manifold of Figure 2 is partitioned into two. As compared to the original futures manifold, it is to be noted, that the extension of the sub-manifolds has decreased to four, and the constant value of the variable X_5 , which is the same in all 72 futuribles, is depicted as a common background for both hemispheres.

Figure 6 gives a graphical illustration of the two hemispheres of sub-manifolds presented in the generic tables of Figure 5. As in Figure 4, the futuribles are distributed on C -close orbits around a center for different values of $1 \leq C \leq K$. Because of the common futures background variable X_5 , the dimension of both sub-manifolds is four ($K = 4$). The outer-

Futures variable	Generic table	# cells	Futures variable	Generic table	# cells								
X_1	<table border="1"><tr><td colspan="4">x_{11}</td></tr></table>	x_{11}				1	X_1	<table border="1"><tr><td colspan="4">x_{12}</td></tr></table>	x_{12}				1
x_{11}													
x_{12}													
X_2	<table border="1"><tr><td>x_{21}</td><td>x_{22}</td><td>x_{23}</td><td>x_{24}</td></tr></table>	x_{21}	x_{22}	x_{23}	x_{24}	4	X_2	<table border="1"><tr><td>x_{21}</td><td>x_{22}</td><td>x_{23}</td><td>x_{24}</td></tr></table>	x_{21}	x_{22}	x_{23}	x_{24}	4
x_{21}	x_{22}	x_{23}	x_{24}										
x_{21}	x_{22}	x_{23}	x_{24}										
X_3	<table border="1"><tr><td>x_{31}</td><td>x_{32}</td><td>x_{33}</td></tr></table>	x_{31}	x_{32}	x_{33}	3	X_3	<table border="1"><tr><td>x_{31}</td><td>x_{32}</td><td>x_{33}</td></tr></table>	x_{31}	x_{32}	x_{33}	3		
x_{31}	x_{32}	x_{33}											
x_{31}	x_{32}	x_{33}											
X_4	<table border="1"><tr><td>x_{41}</td><td>x_{42}</td><td>x_{43}</td></tr></table>	x_{41}	x_{42}	x_{43}	3	X_4	<table border="1"><tr><td>x_{41}</td><td>x_{42}</td><td>x_{43}</td></tr></table>	x_{41}	x_{42}	x_{43}	3		
x_{41}	x_{42}	x_{43}											
x_{41}	x_{42}	x_{43}											
$X_5 = x_5$, constant futures background $K=4$ $M=11$ $\bar{n}=2.75$			$X_5 = x_5$, constant futures background $K=4$ $M=11$ $\bar{n}=2.75$										
$X_1 = x_{11}$ sub-manifold			$X_1 = x_{12}$ sub-manifold										

Figure 5. Partitioned futures manifolds with the variable X_1 as the parameter and the variable X_5 as a constant futures background

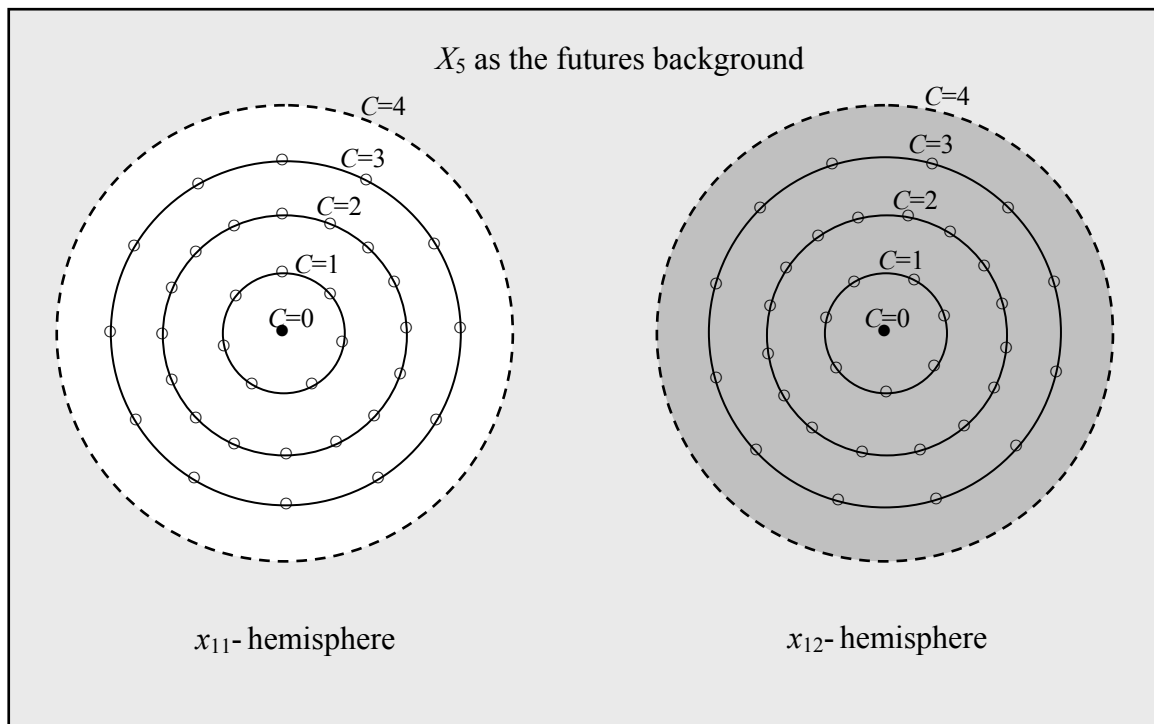


Figure 6. Illustration of the partitioning of the futures manifold into two hemispheres

most orbits ($C = 4$) of the hemispheres are empty. This is because the first variable X_1 has the role of a partitioning parameter and its value element in each hemisphere becomes in turn a futures constant (x_{11} for the first hemisphere and x_{12} for the second). The numbers of futuribles in different orbits are $N_0 = 1$, $N_1 = 7$, $N_2 = 16$, $N_3 = 12$ and $N_4 = 0$ for both hemispheres.

Other transformations

Futures manifold as a map may be more or less expressive in relation to the futures issues envisioned in two ways. Maps may be needed to show deformation of societies in a more or less coarse way. This capability will be achieved with transformations of the preliminary generic table in futures mapping. There are two options to do the transformations and they may also be combined.

First, the value domain of some variable may be extended by adding new value elements for instance by splitting some previous value element into more detailed parts, or the domain can be made coarser by removing some value elements. The number of the futures variables, i.e. the issues of the future, remains fixed in this transformation and only the variety of the value options of one or more variables are changed. The transformations may be relevant in order to change the coarseness of resolution of some issues or for some other purpose. Using the map analogy, the transformations can be interpreted as a choice of the scale.

By letting the domains of the variables be variant but keeping the number of the variables fixed we attain a generalization of the futures space concept called a futures galaxy. A set of futures spaces with the same variable set is called a futures galaxy. The dimension of the galaxy is the same as the dimension of its future spaces, i.e. the number of the variables (K). It is worth noting that in the galactic transformation the synoptic distance remains defined.

If the galaxy consists of the future spaces F_1, F_2, \dots, F_P of K -dimension, where each F_p , $p = 1, 2, \dots, P$ is a set of the futuribles F_{pi} , $i = 1, \dots, N_p$, the galaxy can be formally denoted by

$$(16) \quad \Phi = F_1 \cup F_2 \cup \dots \cup F_P = \bigcup_{p=1}^P F_p = \bigcup_{p=1}^P \bigcup_{i=1}^{N_p} \{F_{pi}\}.$$

Another transformation of a generic table is more profound than that of the galactic transformation. In that transformation new variables are added to the table, i.e. the futures space is extended by dimension, or vice versa some variable is deleted from it whereby the futures space is contracted. The synoptic distance is no longer defined between the futuribles of the transformed and the primary galaxy. Each transformed generic table of the second kind defines a futures galaxy of its own extension. The infinite set of the futures galaxies of different extension is called a futures multiverse.

Histories and scenarios in the futures space

Future as a process

It is plausible, as mentioned earlier, that relations of one kind or another may exist between futures variables denying a possibility of some values to coexist. In addition, constraints may occur also between futuribles to follow each other. Some futurible may be a necessary condition for another one, and this in turn to yet another one etc., while constraints of another type may deny a succession between futuribles. For instance, the present which in the logical sense is also a synopsis and a “futurible”, is a necessary though not sufficient condition for any futures to come. The present does not predetermine the course of the successive futuribles, but neither does it leave the course of the future unconstrained. From the synopsis of the present several possibilities are open for futuribles to unfold. Some possible courses of the future may divert from each other irreversibly depending on the different constraints, while other courses may pass through the same futuribles. It is, in addition, well grounded to assume that in the course of the future a given

futurible may be reachable from several preceding ones but not from whichever futuribles. A possible chain of futuribles is called a course of the future. Futuribles as well as futures courses may be attached with specific attributes such as probable, desirable, avoidable, non-feasible, or a threat, a utopia or a dystopia.

The future is not a state or an entity but rather an unfolding process which has been going on in the past and is continuing through the present. A study of the known and unknown forces and dynamics which drive the process belongs to the phenomenology of futures studies and not to the present syntactical study. The theory of futuribles is, however, a framework where in the trace of the process can be made visible so to speak. The process within the framework of the futures manifold is a directed digraph of successive futuribles going through a hypothetical present. A digraph of the futuribles leading to the present from the past represents correspondingly a history course. The present is a futurible breaking the symmetry of the manifold. We omit the formal presentation here and illustrate the process view by a digraph of the history and future course on the futurible map in Figure 7. In the figure it is assumed that the course goes via 1-close successive futuribles where the sense of “successiveness” comes from the semantics of the issues or from the phenomenological dynamics.

The number of the different courses of the future originating from a hypothetical present depends on the expressiveness of the manifold and on the other hand on the assumed dynamics and constraints of the process.

Deliberate orienteering

Even though we can present some part of systemic dynamics of unfolding explicitly as a dynamic system, much of the dynamics will always remain beyond our knowledge and comprehension. The unknown part makes prediction a difficult task in any accurate sense. Chaos dynamics may also become a temporary reality that makes prediction in the longer run impossible even when the dynamic system is known and the short run prediction is

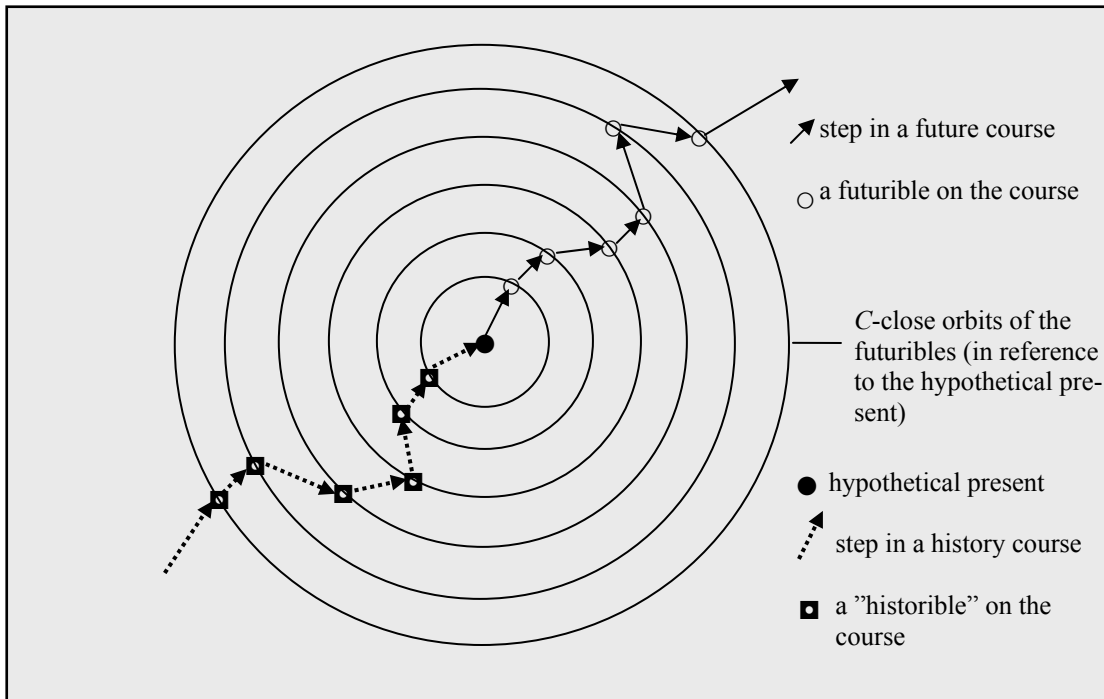


Figure 7. A digraph of a history course and a future course via a hypothetical present

possible. However, unfolding is considered to be at reach of human interventions and influenced by free will to some extent in futures studies. A sample of the vast literature of strategic management exemplifies this⁶. It is necessary that the syntactical theory of futuribles should also allow seeing human “hiking” and choices in the map of the future. For this purpose we work on the egocentrically transitive sub-space as defined earlier.

Figure 8 represents one such sub-space taken apart from the futures space in Figure 4. The sub-space is directional from and to a futurible of the hypothetical present. There are several sub-spaces possible to choose from Figure 4, only one of them (F_1) presented in the figure. There are in general futuribles at different distances from the present, cf. the orbits at distances $C = 1, 2, 3,$ and 4 . Between the triplets of the consecutive futuribles which are connected with arrows, the egocentric transitivity condition holds. There are several routes or futures courses to the futuribles most remote from the present.

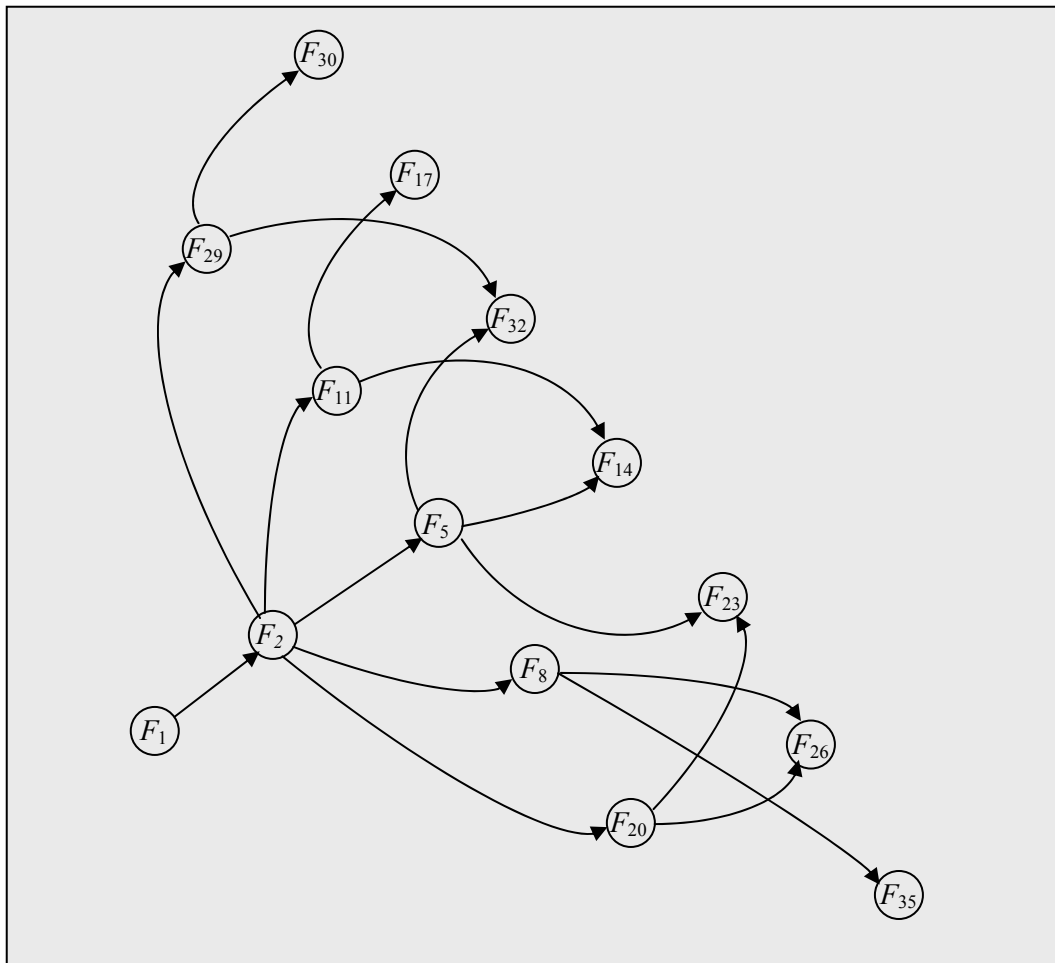


Figure 8. Egocentrically transitive futures digraph with multiple scenarios from a hypothetical present.

Scenario is one of the basic concepts in futures studies. It is used in somewhat different meanings, but it always refers to alternatives of the future. Multiple scenarios and a fan of futuribles are almost synonyms. Often a scenario is used to mean the same as a futurible, i.e. some point in Figure 8, e.g. F_{14} . Sometimes the scenario approach considers a futures course to the targeted end point from the present, e.g. the route $F_1 \rightarrow F_2 \rightarrow F_5 \rightarrow F_{14}$ or $F_1 \rightarrow F_2 \rightarrow F_{11} \rightarrow F_{14}$ to the end point F_{14} . As illustrated in the figure there are usually several alternative routes to a targeted point, i.e. there are several scenarios to consider.

It is then natural to compare not only the end points but also the alternative courses with each other assuming that one has foreknowledge about what it would mean to take this route or another. Some course may be regarded as more probable than others, another may be seen as more desirable and yet another one undesirable or threatening. This kind of valuing belongs to the semantics of futures study.

Concluding remarks

A logical construction based on a morphological setting and generic table of the futures manifold was developed, and a syntactic theory of futuribles was presented. The maps of futures space, galaxy and futures multiverse was derived and synoptic difference and distance between futuribles in the futures space mathematically formalized. Local and ego-centric transitivity of the distance measure outlined gives the consistent logic of scenarios and futures courses and an explanation to history courses of “historibles” as well. We hope that futures mapping outlined here will serve well all orienteering in and hikers of the futures universe.

Notes and references

¹ Pentti Malaska and Ilkka Virtanen (2005), *Theory of Futuribles*, (forthcoming in *Futura*).

² Jerome C. Glenn and Theodore J. Gordon (2003), *Futures Research Methodology* Version 2.0, The Millennium Project report, gives an account of the methods of futures studies. Michel Godet (2001), in his book *Creating Futures: Scenario Planning as a Strategic Management Tool*, Economica, London, explains the general morphological design and application of scenarios. Jerome C. Glenn and Theodore J. Gordon (2000), *1999 State of the Future*, the Millennium Project report, has a chapter of scenario research and an extensive review of bibliography. Eleonora Barbieri Masini (1994), *Why Futures Studies?*, Grey Seal Books, London, updated in 2000 in French, *Penser le Futur*, Dunod, is a widely recognized text book of scenarios. The list of *the reports to the Club of Rome* can be found via Internet in <http://www.clubofrome.org/archive/reports.php>. Edward Cornish's (2004) book, *Futuring. Exploration of the Future*, WFS Washington is a general reading of modern futures inquiry recognized already as a classic in the genre. Robert J. Lemper,

Steven W. Popper and Steven C. Bankes (2003), *Shaping the Next Hundred Years*, RAND, presents new advances in applied futuring.

³ Bertrand de Jouvenel (1967), *The Art of Conjecture*, Basic Books, New York, N.Y.

⁴ Robert Osserman (1994), *The Poetry of the Universe, A Mathematical Explanation of the Universe*, Bantam Doubleday Publ.

⁵ *Scenarios Europe 2010*, ES/FSU, (July 1999)

⁶ Robert S. Kaplan and David P. Norton (2001), in their book *The Strategy Focused Organization*, Harvard Business School Publ., Boston, incorporate a concept of strategic map and show how it is effectively used for making strategy to work in organizations. Ian Wilson (2003), in *The Subtle Art of Strategy*, Praeger, London, gives an account of scenarios in corporate strategic planning and managerial experience. Henry Mintzberg, Bruce Ahlstrand and Joseph Lampel (1998), *Strategy Safari*, Prentice Hall, is a comprehensive analysis of the development of corporate strategic thinking. Karin Holstius and Pentti Malaska (2004), in their study *Advanced Strategic Thinking: Visionary Management*, Publications of the Turku School of Economics and Business Administration, Series A8:2004, also available electronically http://www.tukkk.fi/julkaisut/vk/Ae8_2004.pdf, analyze origination and development of strategic thinking and envisioning “futures territory” in strategic leadership.